



SHRI SHIVAJI EDUCATION SOCIETY, AMRAVATI'S

SHRI SHIVAJI ARTS, COMMERCE AND SCIENCE COLLEGE, MOTALA, DIST. BULDHANA

(NAAC Re-accredited with C Grade with CGPA 1.86)

ISO 9001: 2015 Certified College



3rd Cycle
Assessment & Accreditation by NAAC

CRITERION – II TEACHING, LEARNING AND EVALUATION

QIM – 2.6.2

Attainment of POs and COs are evaluated



Shri Shivaji Education Society Amravati's
SHRI SHIVAJI ARTS, COMMERCE & SCIENCE COLLEGE,
MOTALA, DIST. BULDHANA (M.S.)



(NAAC Re-accredited with C Grade with CGPA 1.86)

○ College Code : 317 ○ E-mail : ssacscm317@gmail.com ○ Website : www.sscmotala.ac.in ○ Cell No. : 9422945519 ○

Shri. Harshvardhan P. Deshmukh
 President
 Shri. Shivaji Education Society, Amravati

Dr. Gajanan N. Jadhao
 M.A., Ph.D., B.Ed.
 Principal

Outward No. SSACSCM/.....

Date: 20/05/2023

Declaration

This is to certify that the information, reports, true copies of the supporting documents, numerical data, etc. furnished in this file have been verified by the IQAC and the Head of the Institution. The data is found correct.

Hence the certificate.


 IQAC CO-ORDINATOR
 Shri Shivaji Arts, Commerce
 and Science College, Motala




 Principal
 Shri Shivaji Arts, Commerce
 & Science College Motala,
 Dist. Buldhana

INDEX

Sr. No.	Content	Page No.
1.	Response to the QIM	04
2.	Evidence of Course Outcome (CO) attainment-1	05
3.	Evidence of CO attainment-2	06
4.	Evidence of Program Outcome (PO) attainment	07

Response to the QIM

2.6.2: Attainment of POs and COs are evaluated.

Undergraduate programmes are offered by the institution in the faculties of Humanities, Commerce & Management and Science & Technology. The institution also offers post-graduate program in Commerce and Management. These courses for these programmes adhere to the curricula set forth by Sant Gadge Baba Amravati University, Amravati. Throughout the course of their selected programme, the students pick up knowledge and skills that bring out the best in them and help them build a brighter future for themselves as well as contribute to the advancement of society and the nation.

Students' performance is evaluated and assessed to determine whether programme and course outcomes have been met through internal and external assessment, placement, advancement to higher education, and skill development.

Journal completion, on-time assignment submission, seminar presentations, unit exams, tutorials, and quizzes are all considered in the internal evaluation process. Faculty members constantly evaluate students based on these standards and give them the chance to perform better. The achievement of the above aims is aided by students' involvement in competitions, seminars, and other events. The methods for internal and external assessment undoubtedly form a method of evaluation. Academic performance is evaluated through an external assessment. Meritorious Students are honored at the college on Republic Day and are awarded with prizes for their achievements in various competitions organized by the college.

Academic audits of departments include a detailed assessment and analysis of university results, which are then analysed in staff meetings and by the College Development Committee.

Program and course outcomes are also evaluated by means of student feedback.

Number of students progressing to higher education i.e. UG to PG also forms the other parameter to gauge the student progression and attainment of POs. Few students also appear for various government-conducted examinations. Many of our pupils every year get selected into Police Service and Defence Forces, Maharashtra Security Force, Border Security Force. The number of students working in many private entities is also considerable. Few of them venture into self-employment and have set up small scale businesses.

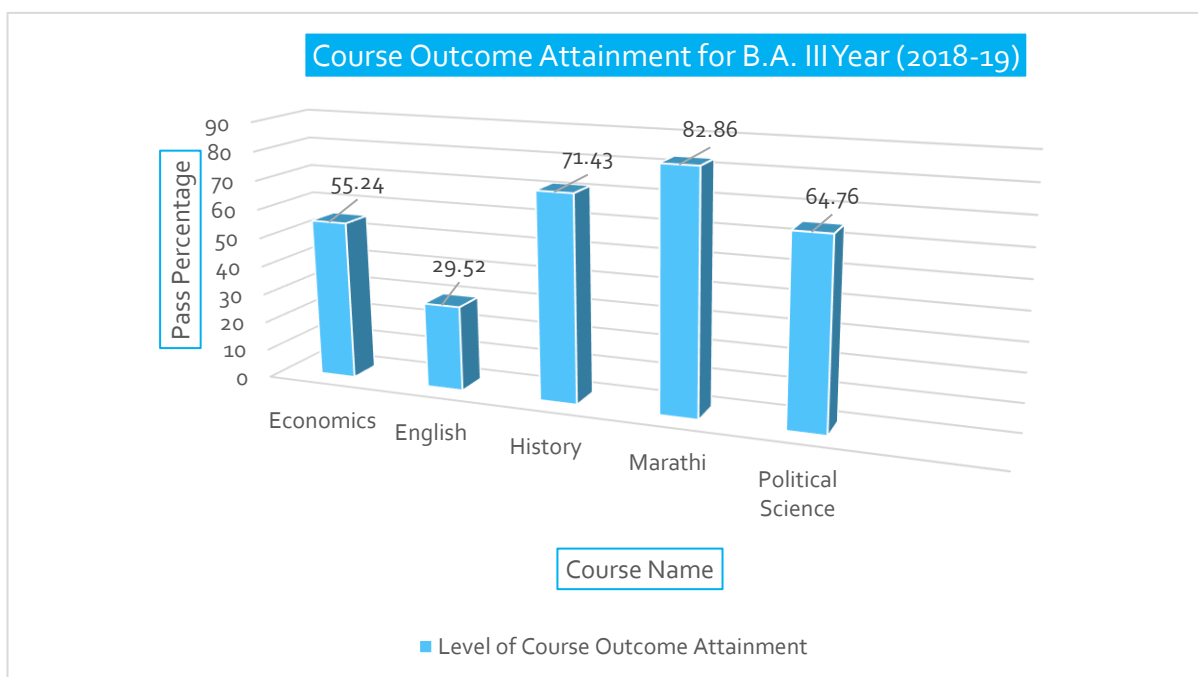
Following are the parameters for determining the level of attainment:

Sr. No.	Pass Percentage	Attainment Level
1.	25 to 50	Average
2.	51 to 65	Good
3.	66 to 75	Best
4.	≥76	Outstanding

Attainment of CO has been exemplified using examples of (i) **B.A. III year (Academic Session 2018-19)** and (ii) **M.Com. Sem IV (Academic Session 2021-22)**.

(i) **Result of B.A. III year Academic Session 2018-19**

Class	Course Name	No. of Students Appeared	No. of Students Passed	Pass Percentage
B.A. III Year (2018-19)	Economics	105	58	55.24
	English	105	31	29.52
	History	105	75	71.43
	Marathi	105	87	82.86
	Political Science	105	68	64.76
	Total	105	27	25.71



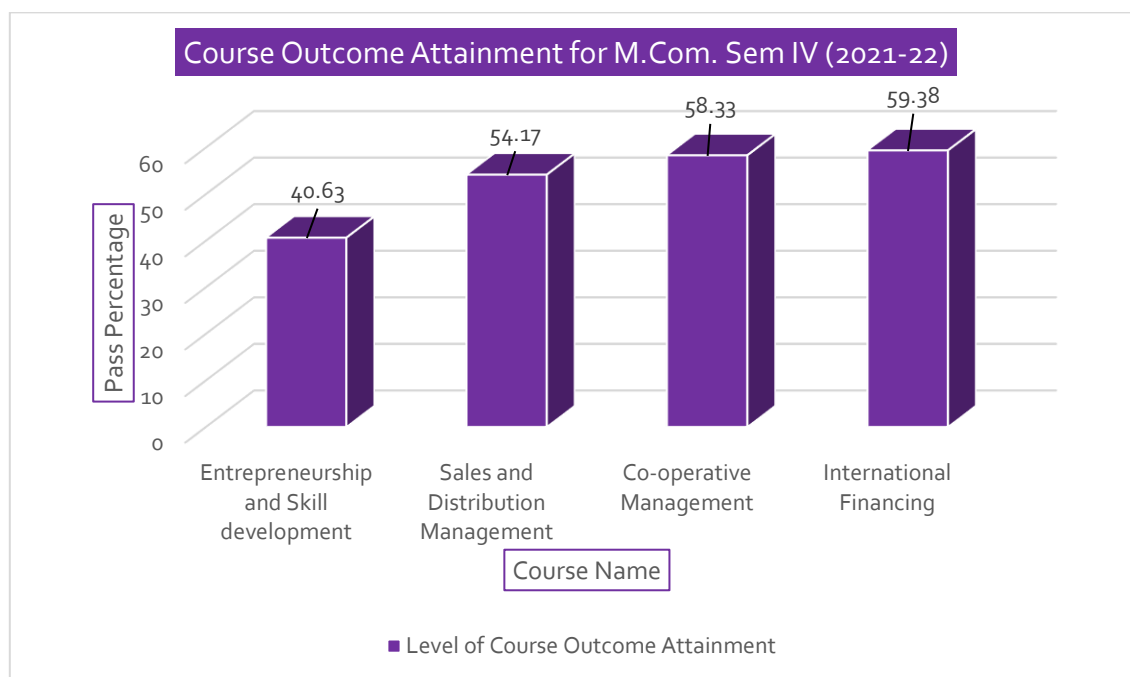
Graphical Representation of CO Attainment B.A. III Year (2018-19)

The following table illustrates the level of CO attainment of subjects:

Course Name	Level of Course Outcome Attainment as per the parameter set
Economics	Good
English	Average
History	Best
Marathi	Outstanding
Political Science	Good

(ii) Result of M.Com. Sem IV Academic Session 2021-22

Class	Course Name	No. of Students Appeared	No. of Students Passed	Pass Percentage
M.Com. Sem IV (2021-22)	Entrepreneurship and Skill development	96	39	40.63
	Sales and Distribution Management	96	52	54.17
	Co-operative Management	96	56	58.33
	International Financing	96	57	59.38
	Total	96	33	34.38

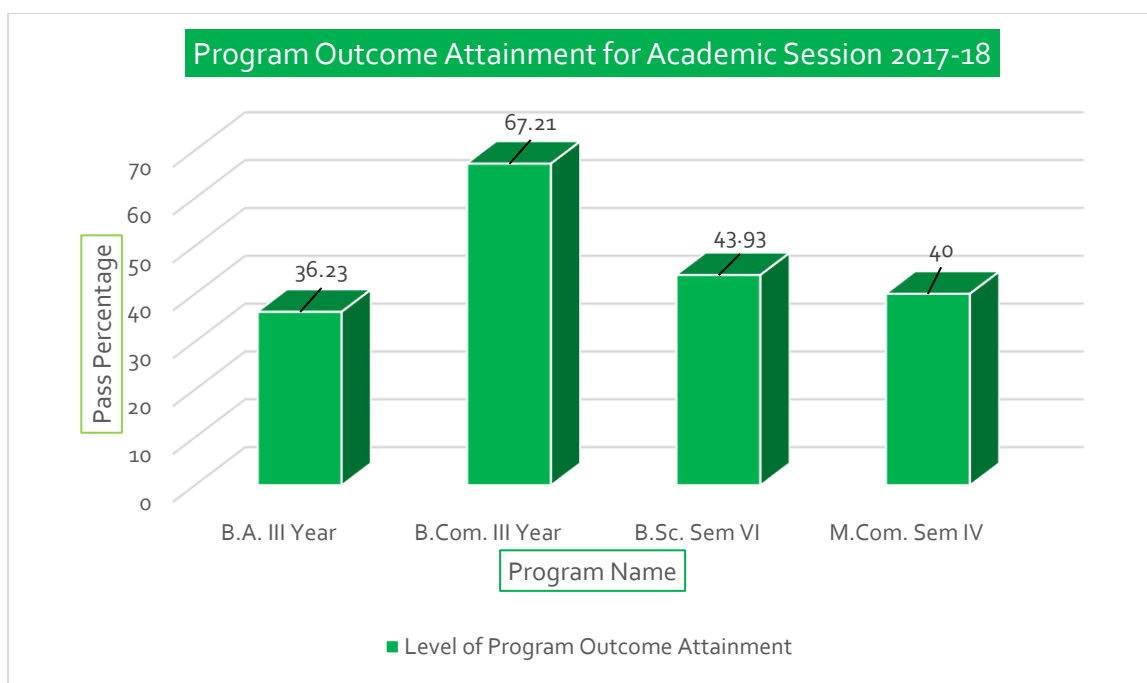
**Graphical Representation of CO Attainment M.Com. Sem IV (2021-22)**

The following table illustrates the level of CO attainment:

Course Name	Level of Course Outcome Attainment as per the parameter set
Entrepreneurship and Skill development	Average
Sales and Distribution Management	Good
Co-operative Management	Good
International Financing	Good

Attainment of PO for Academic Session 2017-18

Sr. No.	Name of the Program	No. of Students Appeared	No. of Students Passed	Pass Percentage
1.	B.A. III Year	69	25	36.23
2.	B.Com. III Year	61	41	67.21
3.	B.Sc. Sem VI	107	47	43.93
4.	M.Com. Sem IV	20	08	40.00

**Graphical Representation of PO Attainment Academic Session 2017-18**

The following table illustrates the level of PO attainment:

Name of the Program	Level of Program Outcome Attainment as per the parameter set
B.A. III Year	Average
B.Com. III Year	Best
B.Sc. Sem VI	Average
M.Com. Sem IV	Average